



Once a teacher has shared notes with you through Lesson Messaging, you can reply through your Notebook.

**Important:** You must be connected to the Internet to access your Notebook.


To read and reply to a shared note from your teacher:


1. Open My Notebook from one of the following locations:
  - From the Follett Shelf Home page, click the **Notebook** button.
  - From an open eBook, click the **Notebook** slider.
2. Review the notes shared by your teacher. If you opened My Notebook from the Follett Shelf Home page, click  to the left of the title you want to see notes for. If you opened My Notebook from an eBook, the notes for that title appear automatically.

**Note:** An envelope icon  in My Notebook or the bottom toolbar of an eBook page indicates a note shared by your teacher.

3. To reply to your teacher's note, click **Comment**.
4. Type your reply in the text box that appears.
5. When you are done, press **Enter** or **Return** to send the reply to your teacher. Your reply appears nested below your teacher's note.


August 26, 2013 p. 19

 L. Washburn shared this.

 Chapter 2 - Summary


Write a short summary (2-3 sentences) of what happened in this chapter.

Comments




Characters remaining: 1000

To reply to a message from your teacher:

1. Open My Notebook from one of the following locations:
  - From the Follett Shelf Home page, click the **Notebook** button.
  - From an open eBook, click the **Notebook** slider.
2. Review your teacher's reply to your message. If you opened My Notebook from the Follett Shelf Home page, click  to the left of the title you want to see notes for. If you opened My Notebook from an eBook, the notes for that title appear automatically.
3. To reply to your teacher's message, click **Reply**.
4. Type your reply in the text box that appears.
5. When you are done, press **Enter** or **Return** to send the reply to your teacher. Your reply appears nested below your teacher's message.



**Note:** If you only want to see your highlights or a teacher's highlights on an open eBook page, click  in the bottom toolbar and select whose content you want to view.